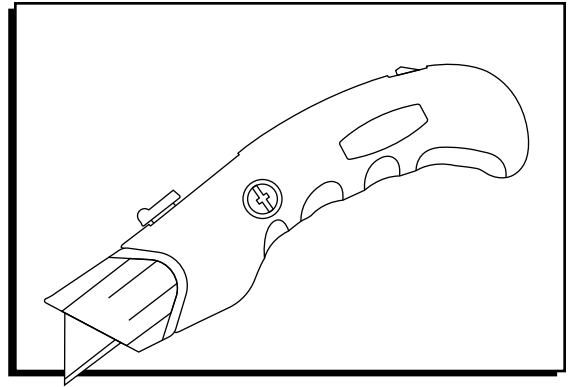


ULINE H-1370

COMFORT-GRIP KNIFE

SAFETY AUTO-RETRACTABLE

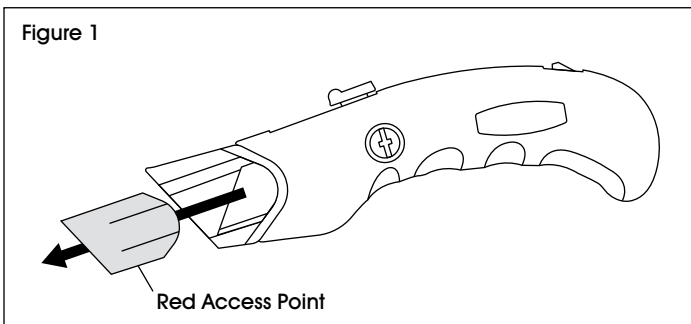
1-800-295-5510
uline.com



BLADE REPLACEMENT INSTRUCTIONS

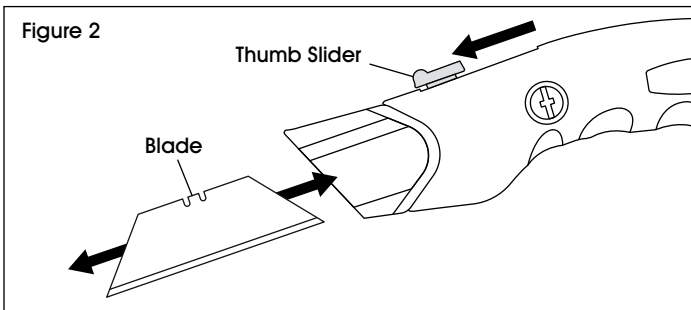
1. Open the red access point on the side of the knife. (See Figure 1)

Figure 1



2. Push the thumb slider forward to fully extend the blade. Remove and replace blade. (See Figure 2)

Figure 2



3. Retract the new blade and replace the red blade cover. (See Figure 3)



NOTE: Use a sharps container to discard the used blade.

Figure 3

