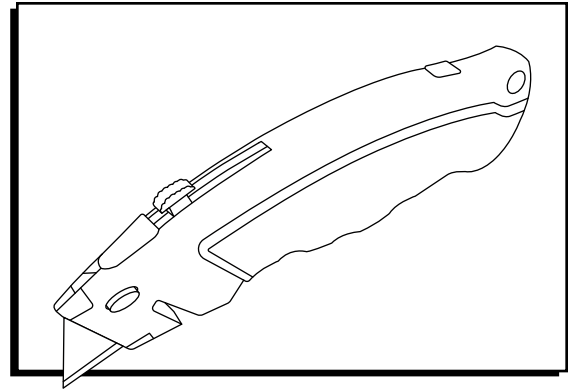


ULINE H-2402
COMFORT-GRIP
MAN'S KNIFE

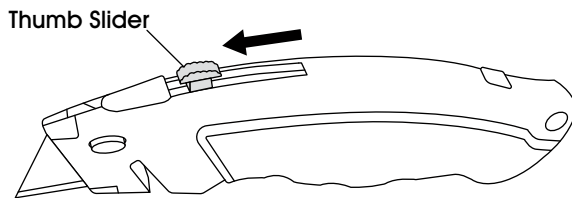
1-800-295-5510
uline.com



BLADE REPLACEMENT INSTRUCTIONS

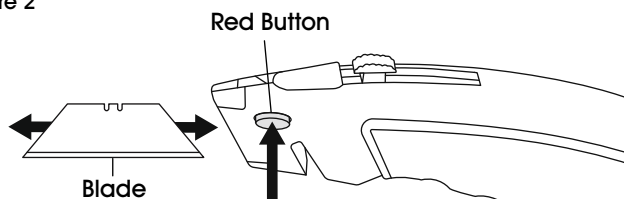
1. Push the thumb slider to extend the blade fully out.
(See Figure 1)

Figure 1



2. Press and hold the red button on the side of the knife and carefully remove the old blade.
(See Figure 2)
3. Holding the red button, insert the new blade into the handle. (See Figure 2)

Figure 2



4. Release the red button and retract the blade.



NOTE: Use a sharps container for used blade disposal.

Figure 3

