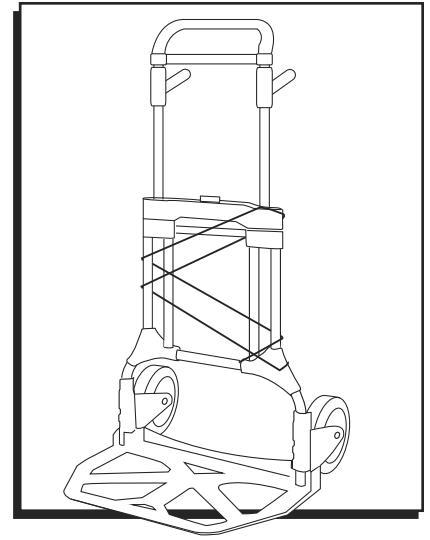


ULINE H-2638

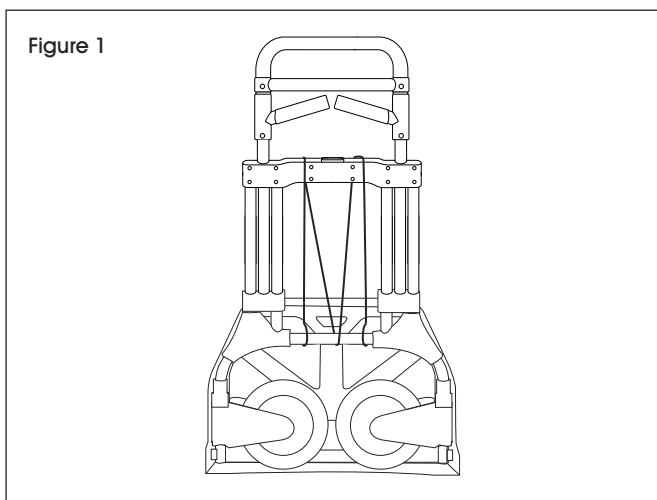
FOLDING HAND TRUCK – 275 LB. CAPACITY

1-800-295-5510
uline.com

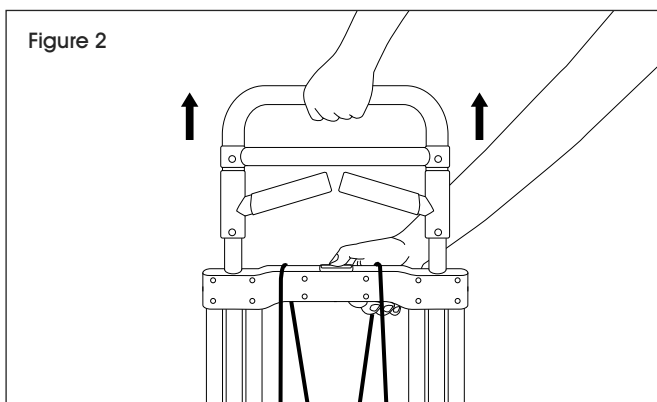


OPERATION

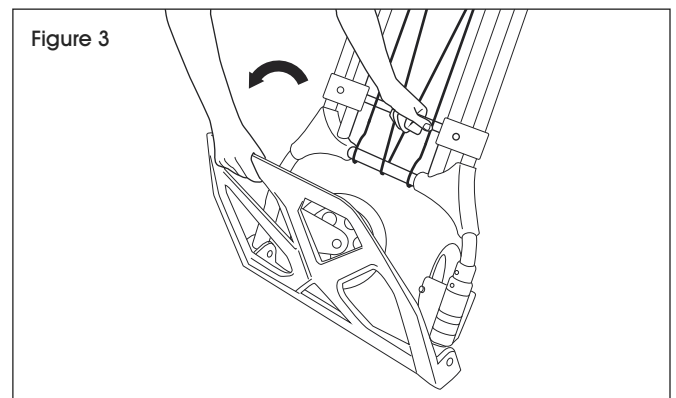
1. Position the truck as shown. (See Figure 1)



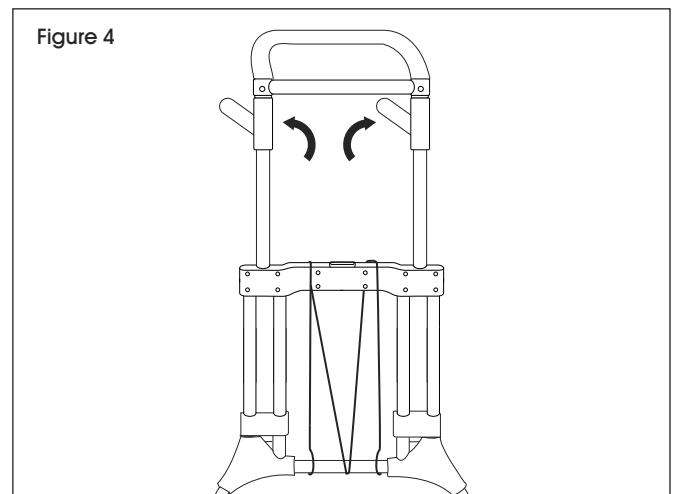
2. To extend handle, press top button and pull up handle. (See Figure 2)



3. By pulling down the noseplate, both wheels will automatically extend out. (See Figure 3)



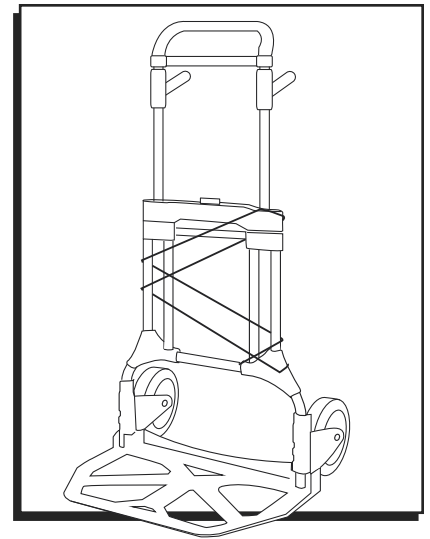
4. To extend fold out handles, pull them towards yourself. Use bungee cord to secure cargo. (See Figure 4)



ULINE H-2638

**DIABLITO PLEGABLE –
125 KG (275 LBS)
DE CAPACIDAD**

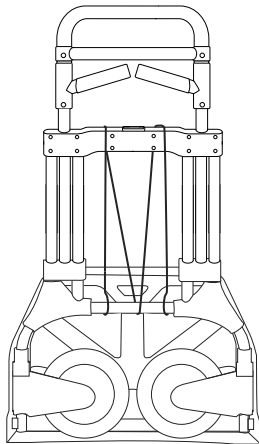
800-295-5510
uline.mx



FUNCIONAMIENTO

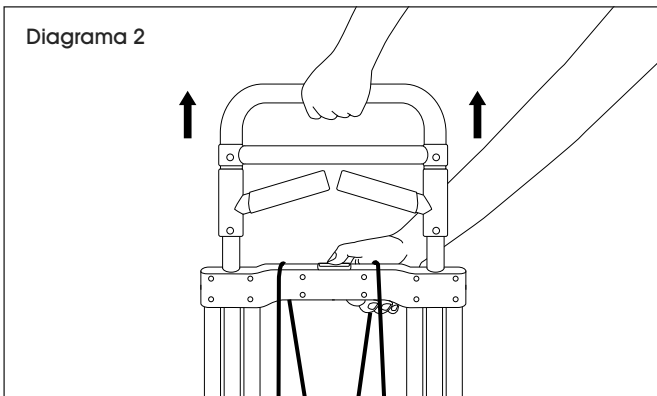
1. Posicione el diablito como se indica.
(Vea Diagrama 1)

Diagrama 1



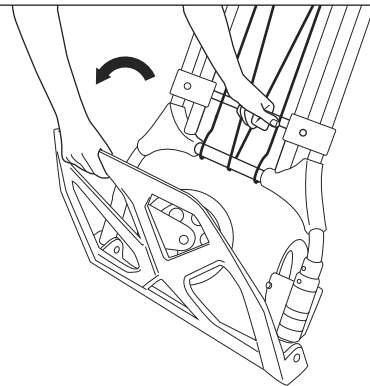
2. Para extender el asa, presione el botón de la parte de arriba y levante el asa. (Vea Diagrama 2)

Diagrama 2



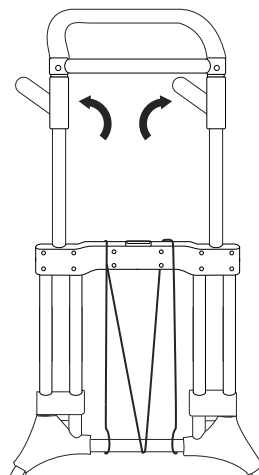
3. Al bajar la placa, ambas llantas se extenderán automáticamente. (Vea Diagrama 3)

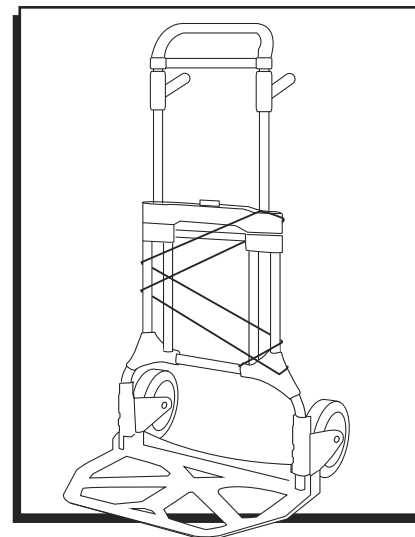
Diagrama 3



4. Para extender las asas plegables, júelas hacia usted. Use la cuerda elástica para asegurar la carga. (Vea Diagrama 4)

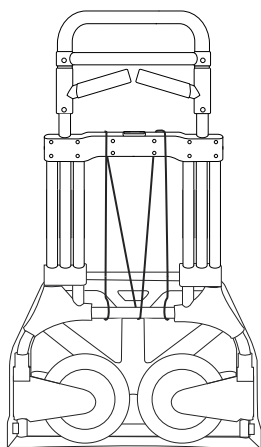
Diagrama 4



**CHARIOT MANUEL REPLIABLE –
CAPACITÉ DE 125 KG (275 LB)****FONCTIONNEMENT**

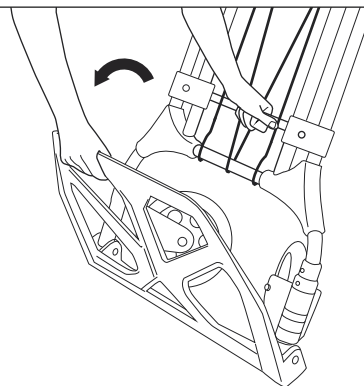
1. Positionnez le chariot de la façon illustrée.
(Voir Figure 1)

Figure 1



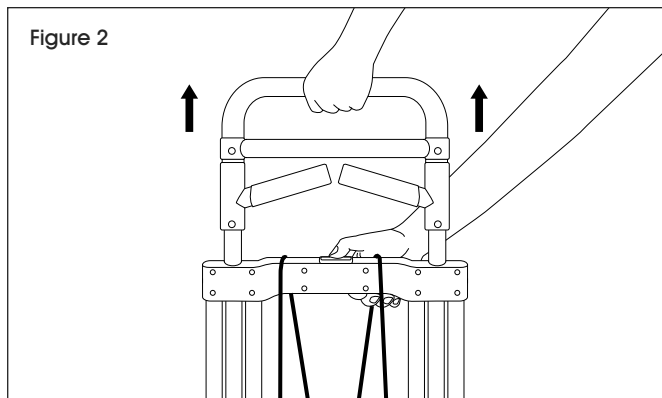
3. L'abaissement de la bavette déploiera
automatiquement les deux roues. (Voir Figure 3)

Figure 3



2. Pour déployer la poignée, appuyez sur le bouton
supérieur et soulevez la poignée. (Voir Figure 2)

Figure 2



4. Pour rallonger les poignées repliables, tirez-les vers
vous. Fixez la charge avec un tendeur élastique.
(Voir Figure 4)

Figure 4

