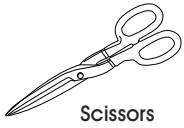


ULINE



SINGLE-USE COLD PACKS

1-800-295-5510
uline.com

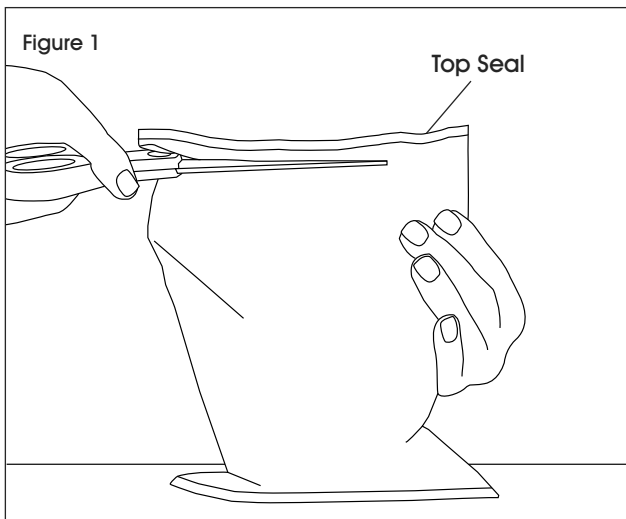
TOOL NEEDED



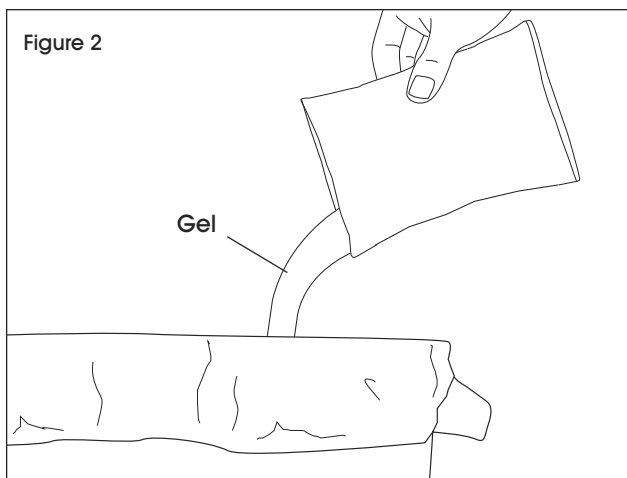
RECYCLING INSTRUCTIONS

-  **NOTE:** Outer poly bag can be recycled.
-  **NOTE:** Ensure cold pack is completely thawed before recycling.

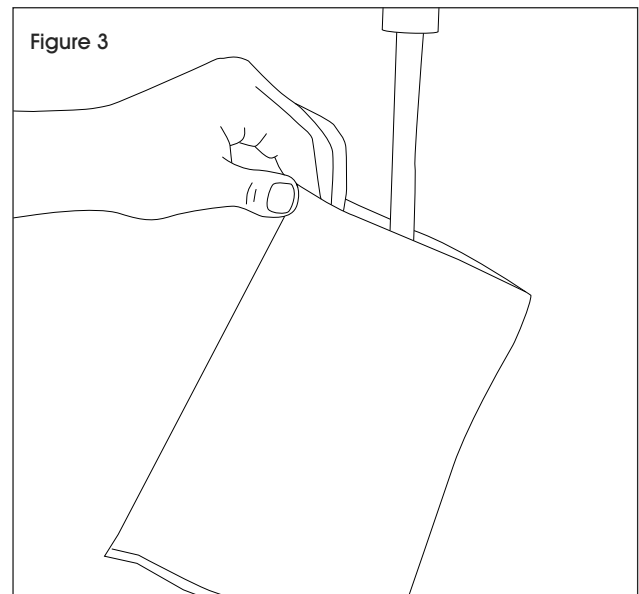
1. Cut off the top seal of the cold pack. (See Figure 1)



2. Squeeze all of the gel into the garbage bin. (See Figure 2)



3. Rinse and dry the inside and outside of the bag. (See Figure 3)



4. Recycle according to local ordinances (recycling code 4).

ULINE

BOLSAS REFRIGERANTES ISOTÉRMICAS DE UN SOLO USO

HERRAMIENTA NECESARIA




800-295-5510

uline.mx

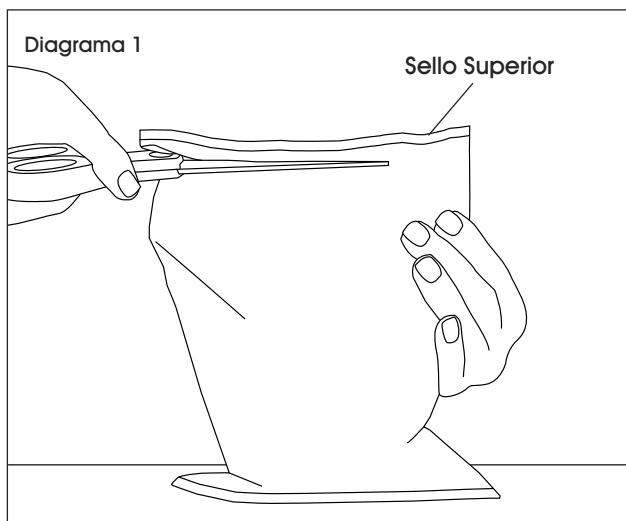


INSTRUCCIONES DE RECICLAJE

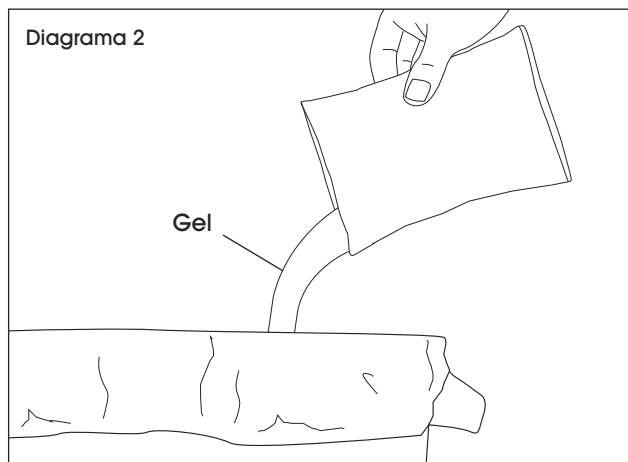
 **NOTA:** La bolsa exterior de polietileno se puede reciclar.

 **NOTA:** Asegúrese de que la bolsa refrigerante esté completamente descongelada antes de reciclarla.

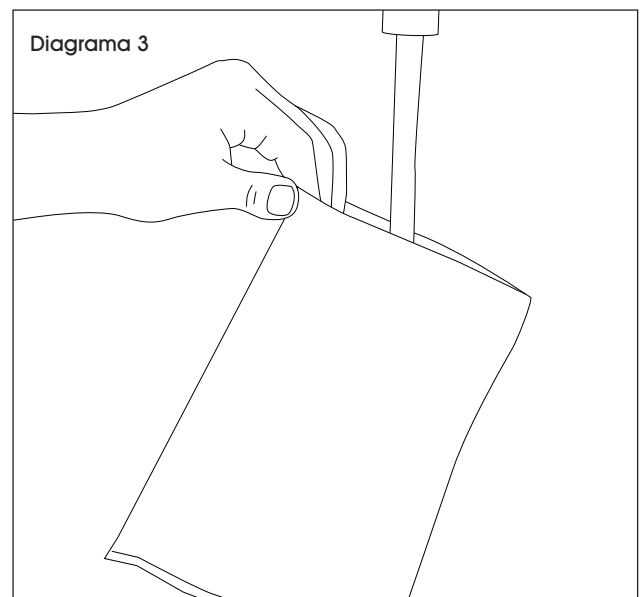
1. Corte el sello superior de la bolsa refrigerante. (Vea Diagrama 1)



2. Vierta todo el gel en el bote de basura. (Vea Diagrama 2)



3. Enjuague y seque el interior y exterior de la bolsa. (Vea Diagrama 3)



4. Recicle según las normas locales (código de reciclaje 4).

ULINE

SACHETS RÉFRIGÉRANTS À UTILISATION UNIQUE

1 800 295-5510
uline.ca



OUTIL REQUIS



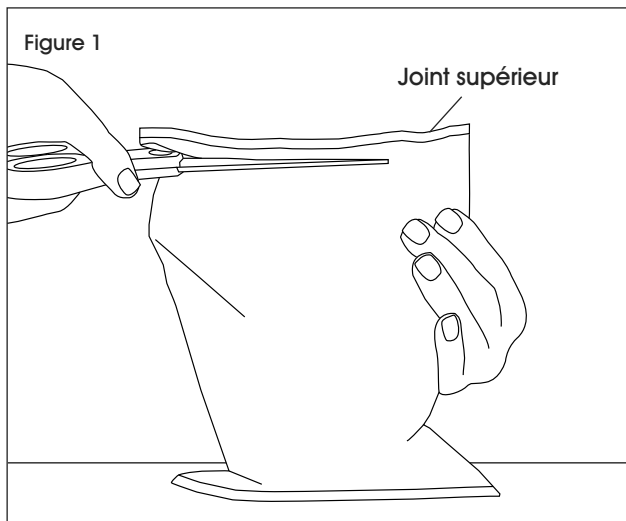
Ciseaux



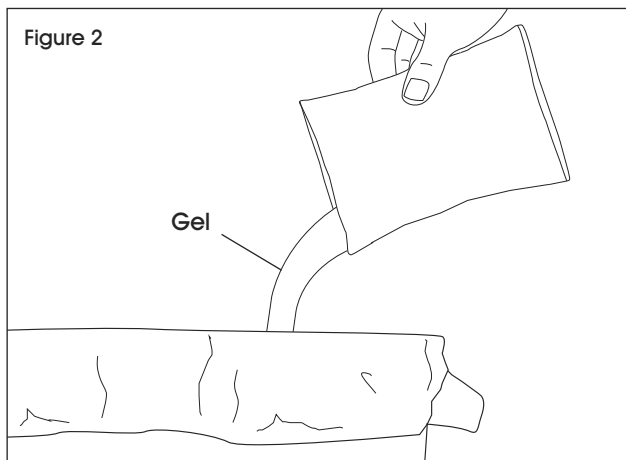
INSTRUCTIONS DE RECYCLAGE

-  **REMARQUE :** Le sachet extérieur en polyéthylène peut être recyclé.
-  **REMARQUE :** Assurez-vous que le sachet réfrigérant est complètement décongelé avant de le recycler.

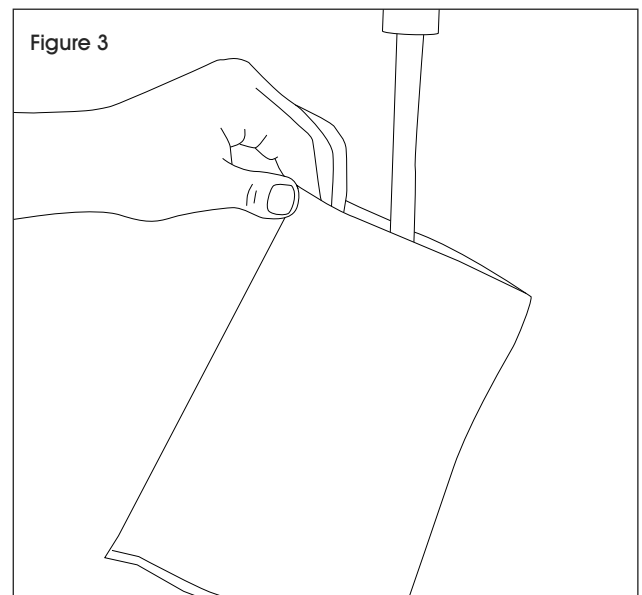
1. Coupez le joint supérieur du sachet réfrigérant. (Voir Figure 1)



2. Videz tout le gel dans la poubelle. (Voir Figure 2)



3. Rincez et essuyez l'intérieur et l'extérieur du sachet. (Voir Figure 3)



4. Recyclez conformément aux réglementations locales (code de recyclage 4).