

8210*Plus*/8210/8210MX/8210*Plus*MX/07048/8110S Particulate Respirator, N95

User Instructions



IMPORTANT

Keep these *User Instructions* for reference



3M.com/UI8210

98-0060-0097-4_5



WARNING



This respirator helps protect against certain particles. **Misuse may result in sickness or death.** For correct use, consult supervisor and these *User Instructions*, or call 3M in U.S.A., 1-800-247-3941. In Canada, call Technical Service at 1-800-267-4414. In Mexico, call 01-800-120-3636.

This product contains a small portion of exposed aluminum. It may present a risk in an explosion protected area or any area where sparks created by contact of the aluminum with rusty iron might cause a hazard.



IMPORTANT

Before use, wearer must read and understand these *User Instructions*. Keep these instructions for reference.

Use For

Helping to reduce exposure to certain airborne particulates such as coal, silica, iron ore, metal, wood, biological and certain other particles, and liquid or non-oil based particles from sprays that do not also emit oil aerosols or vapors. Follow all applicable local regulations. For additional information on 3M use recommendations for this class of respirator please consult the 3M Respirator Selection Guide found at www.3M.com/respiratorselector or call 1-800-247-3941 in U.S.A. In Canada, call 1-800 267-4414.

Do Not Use For

Do not use for gases and vapors, oil aerosols, or sandblasting, unless nozzle and blast are physically separated from the operator in an exhaust-ventilated enclosure; particulate concentrations that exceed either 10 times the occupational exposure limit or applicable government regulations, whichever is lower. This respirator does not supply oxygen. In the U.S., do not use when OSHA substance specific standards, such as those for asbestos, arsenic, cadmium, lead in the construction industry, or 4,4'-methylene dianiline (MDA), specify other types of respiratory protection.

Use Instructions

1. Failure to follow all instructions and limitations on the use of this respirator and/or failure to wear this respirator during all times of exposure can reduce respirator effectiveness and **may result in sickness or death.**
2. Before occupational use of this respirator, a written respiratory protection program must be implemented meeting all the local government requirements. In the United States, employers must comply with OSHA 29 CFR 1910.134 which includes medical evaluation, training, and fit testing.
3. The particles which can be dangerous to your health include those so small that you cannot see them.
4. Leave the contaminated area immediately and contact supervisor if dizziness, irritation, or other distress occurs.
5. Store the respirator away from contaminated areas when not in use.
6. Inspect respirator before each use to ensure that it is in good operating condition. Examine all the respirator parts for signs of damage including the two headbands, noseclip, and if applicable: nosefoam, valve, and faceseal. Ensure two headbands are securely fastened to the respirator. For respirators with nosefoam, inspect nosefoam to ensure it is fully adhered to the respirator, not torn, not degraded, and is centered under noseclip. Inspect noseclip to ensure it is fully adhered to the respirator and there are no sharp edges protruding from the respirator. Inspect the respirator for holes, tears or separated seams. For valved respirators, ensure respirator valve diaphragm is present and functioning properly. For respirators with adjustable straps, ensure straps maintain tension when donned. For respirators with a faceseal, ensure faceseal is fully adhered to the respirator and not torn or degraded. The respirator should be disposed of immediately upon observation of damaged or missing parts. Filtering facepiece respirators are to be inspected prior to each use to ensure there are no holes in the breathing zone other than the punctures around staples and no damage has occurred. Enlarged holes resulting from ripped or torn filter material around staple punctures are considered damage. Immediately replace respirator if damaged. Small punctures around the staples are normal and do not interfere with the respirator's compliance with NIOSH approval requirements.
7. Conduct a user seal check before use as specified in the Fitting Instructions section. **If you cannot achieve a proper seal, do not use the respirator.**
8. Dispose of used product in accordance with applicable regulations.

Use Limitations

1. This respirator does not supply oxygen. Do not use in atmospheres containing less than 19.5% oxygen.
2. Do not use when concentrations of contaminants are immediately dangerous to life or health, are unknown or when concentrations exceed 10 times the permissible exposure limit (PEL) or according to specific OSHA standards or applicable government regulations, whichever is lower.
3. Do not alter, wash, abuse or misuse this respirator.
4. Do not use with beards or other facial hair or other conditions that prevent a good seal between the face and the sealing surface of the respirator.
5. Respirators can help protect your lungs against certain airborne contaminants, however, they will not prevent entry through other routes such as the skin, which would require additional personal protective equipment (PPE).
6. This respirator is designed for occupational/professional use by adults who are properly trained in their use and limitations. This respirator is not designed to be used by children.
7. Individuals with a compromised respiratory system, such as asthma or emphysema, should consult a physician and must complete a medical evaluation prior to use.




ULINE S-5688

1-800-295-5510

8. When stored in accordance with temperature and humidity conditions specified below, the product may be used until the “use by” date specified on packaging.

Storage Conditions and Shelf Life

Before use, store respirators in the original packaging, away from contaminated areas, dust, sunlight, extreme temperatures, excessive moisture and damaging chemicals. When stored in accordance with temperature and humidity conditions specified below, the product may be used until the “use by” date specified on packaging. Always inspect product and conduct a user seal check before use as specified in these *User Instructions*. **If you cannot achieve a proper seal, do not use the respirator.**

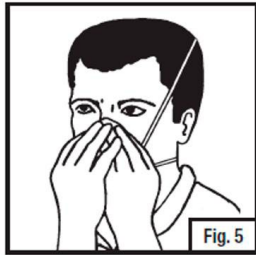
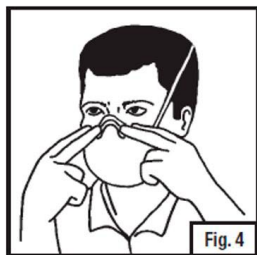
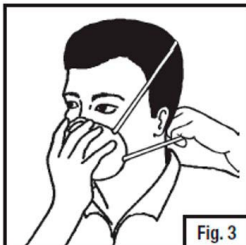
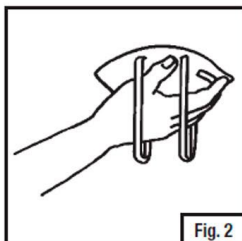
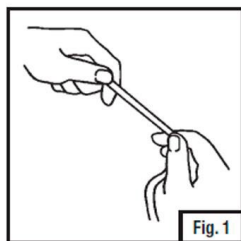
	End of Shelf Life	Use respirators before the “use by” date specified on packaging
	Storage Temperature Range	-20 °C (-4 °F) to +30 °C (+86 °F).
	Storage Maximum Relative Humidity	<80% RH

Time Use Limitation

If respirator becomes damaged, soiled, or breathing becomes difficult, leave the contaminated area immediately and replace the respirator.

Fitting Instructions

Must be followed each time respirator is worn.



1. Prestretch top and bottom straps before placing respirator on the face (8210/8210MX only) (Fig.1).
2. Cup the respirator in your hand, with the nosepiece at your fingertips, allowing the headbands to hang freely below your hand (Fig. 2).
3. Position the respirator under your chin with the nosepiece up. Pull the top strap over your head resting it high at the top back of your head. Pull the bottom strap over your head and position it around the neck below the ears (Fig.3).

- Place your fingertips from both hands at the top of the metal nosepiece. Using two hands, mold the nose area to the shape of your nose by pushing inward while moving your fingertips down both sides of the nosepiece (Fig. 4).



Pinching the nosepiece using one hand may result in improper fit and less effective respirator performance. Use two hands.

- Perform a User Seal Check prior to each wearing (Fig. 5). To check the respirator-to-face seal, place both hands completely over the respirator and exhale sharply. Be careful not to disturb the position of the respirator. If air leaks around nose, readjust the nosepiece as described in step 4. If air leaks at the respirator edges, work the straps back along the sides of your head. **If you CANNOT achieve a proper seal, DO NOT enter the contaminated area. See your supervisor.**

Removal Instructions

See step 3 of *Fitting Instructions* and cup respirator in hand to maintain position on face. Pull bottom strap over head. Still holding respirator in position, pull top strap over head and remove respirator.

NIOSH Approved: N95

At least 95% filtration efficiency against solid and liquid aerosols that do not contain oil.

This respirator contains no components made from natural rubber latex.



3M
St. Paul, Minnesota, USA
1-800-243-4630
8210 Series Respirators



THESE RESPIRATORS ARE APPROVED ONLY IN THE FOLLOWING CONFIGURATIONS:

		RESPIRATOR COMPONENTS							CAUTIONS AND LIMITATIONS ²
		FILTERING FACEPIECE							
TC-	PROTECTION ¹	8210	8210 PLUS	8110S	7048	8610F	8210MX	8210 PLUS MX	
84A-0007	N95	X	X	X	X				ABCJMNO
84A-4523	N95					X			ABCJMNO
84A-7762	N95						X		ABCJMNO
84A-7835	N95							X	ABCJMNO

1. PROTECTION

N95 - Particulate Filter (95% filter efficiency level) effective against particulate aerosols free of oil; time use restrictions may apply.

CAUTIONS AND LIMITATIONS

- A - Not for use in atmospheres containing less than 19.5 percent oxygen.
- B - Not for use in atmospheres immediately dangerous to life or health.
- C - Do not exceed maximum use concentrations established by regulatory standards.
- J - Failure to properly use and maintain this product could result in injury or death.
- M - All approved respirators shall be selected, fitted, used and maintained in accordance with MSHA, OSHA and other applicable regulations.
- N - never substitute, modify, add, or omit parts. Use only exact replacement parts in the configuration as specified by the manufacturer.
- O - Refer to User's Instructions, and / or maintenance manuals for information on use and maintenance of these respirators.
- P - NIOSH does not evaluate respirators for use as surgical masks.

Rev. F: 07-07-17



Personal Safety Division

3M Center, Building 235-2W-70
St. Paul, MN 55144-1000

3M PSD products are occupational use only.

3M Canada

P.O. Box 5757
London, Ontario
N6A 4T1

In United States of America

Technical Service: 1-800-243-4630

Customer Service: 1-800-328-1667

3M.com/workersafety

In Canada

Technical Service: 1-800-267-4414

Customer Service: 1-800-364-3577

3M.ca/Safety

3M is a trademark of 3M. Used under license in Canada. © 2025, 3M. All rights reserved. Please recycle.

ULINE S-5688

1-800-295-5510