Para Español, vea páginas 3-4.
Pour le français, consulter les pages 5-6.

ULINE H-3860

BEST® GRAVITY CONVEYOR – 30" x 24'

1-800-295-5510
uline.com

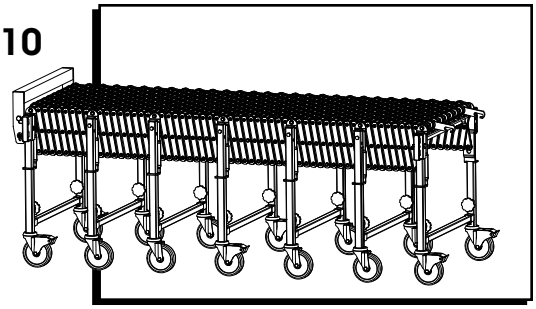

COMPRESSED VIEW

SIDE VIEW

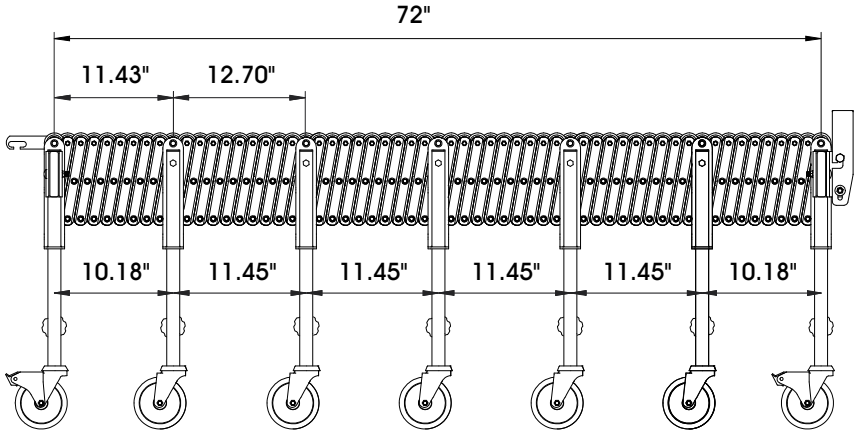

END VIEW

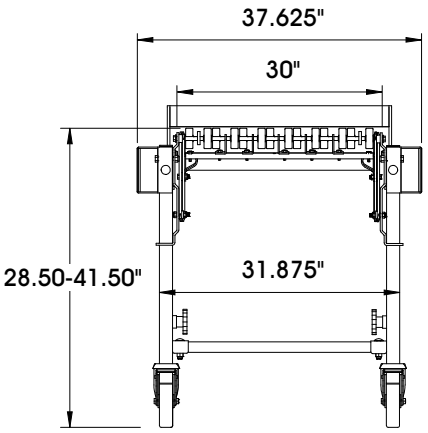

SPECIFICATIONS

LENGTH		HEIGHT		WIDTH BETWEEN FRAME
COMPRESSED	EXTENDED	LEGS COLLAPSED	LEGS EXTENDED	
6'	24'	28.50"	41.50"	24"

EXPANDED VIEW

SIDE VIEW

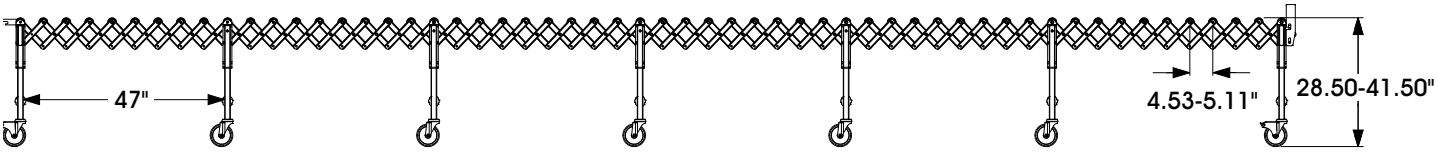

TOP VIEW

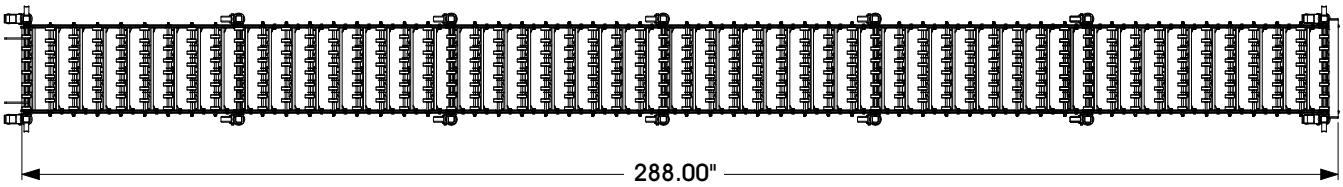



ANGLE VIEW

ULINE H-3860

BEST® BANDA TRANSPORTADORA POR GRAVEDAD – 30" x 24'

800-295-5510
uline.mx

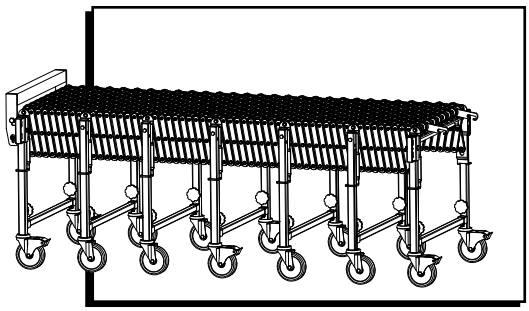

VISTA COMPRIMIDA

VISTA LATERAL

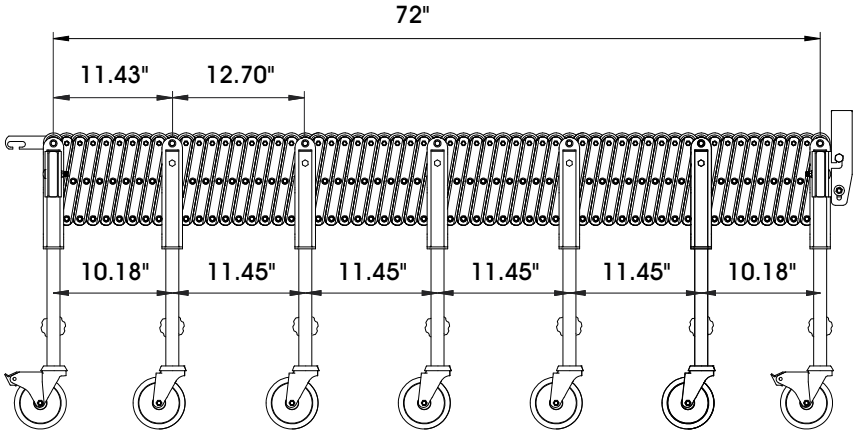

VISTA DEL EXTREMO

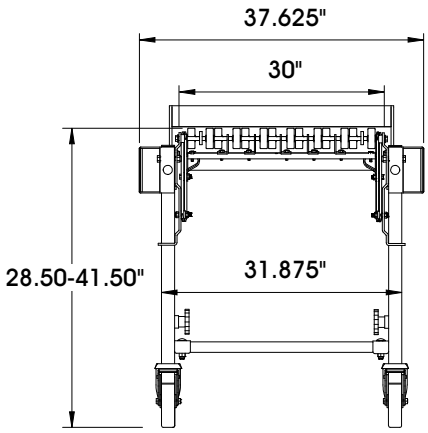

ESPECIFICACIONES

LARGO		ALTURA		ANCHO ENTRE ARMAZÓN
COMPRIMIDA	EXTENDIDA	PATAS PLEGADAS	PATAS EXTENDIDAS	
6'	24'	28.50"	41.50"	24"

BEST® BANDA TRANSPORTADORA POR GRAVEDAD – 30" x 24'

800-295-5510
uline.mx

VISTA EXPANDIDA

VISTA LATERAL

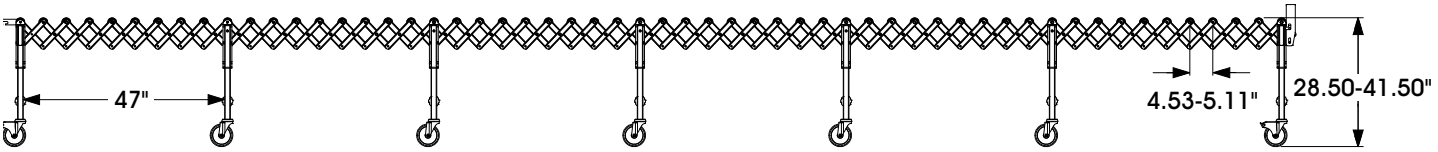

VISTA SUPERIOR

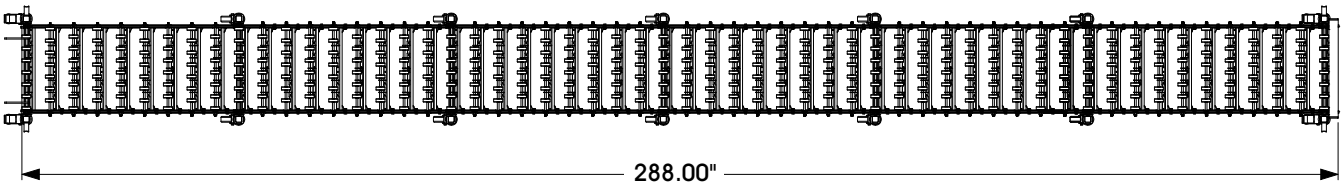



VISTA EN ÁNGULO

ULINE H-3860

BEST[MD] – CONVOYEUR PAR GRAVITÉ – 30 po x 24 pi

1 800 295-5510
uline.ca

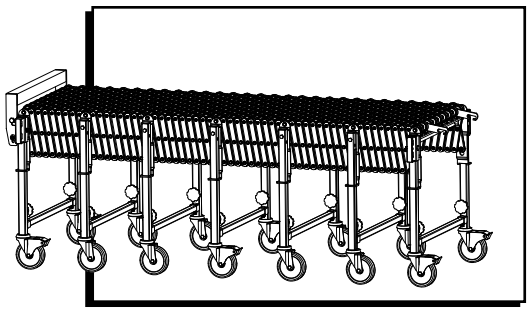

VUE DU CONVOYEUR COMPRESSÉ

VUE LATÉRALE

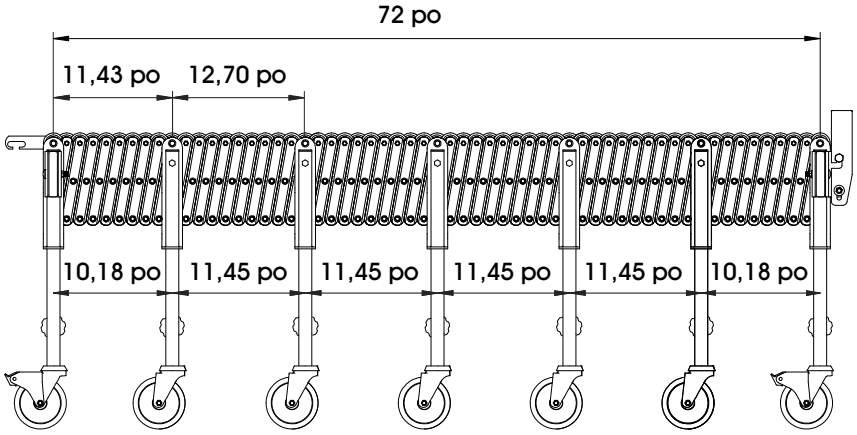

VUE D'EXTRÉMITÉ

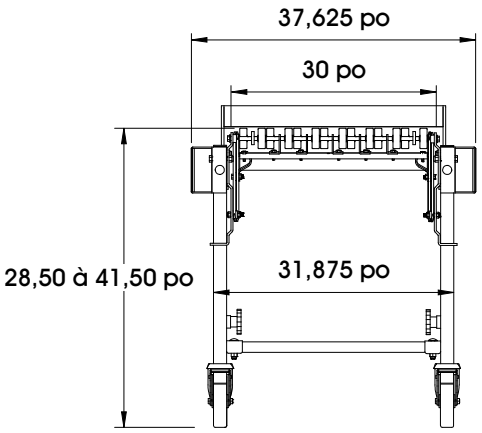

CARACTÉRISTIQUES

LONGUEUR		HAUTEUR		LARGEUR À L'INTÉRIEUR DU CADRE
COMPRESSÉ	DÉPLOYÉ	PIEDS REPLIÉS	PIEDS DÉPLIÉS	
6 pi	24 pi	28,50 po	41,50 po	24 po

ULINE H-3860

BEST[MD] – CONVOYEUR PAR GRAVITÉ – 30 po x 24 pi

1 800 295-5510
uline.ca

VUE DU CONVOYEUR DÉPLOYÉ

VUE LATÉRALE



VUE DU DESSUS

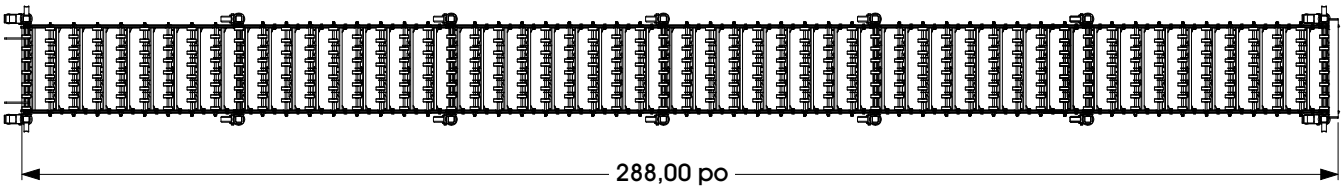



VUE EN ANGLE