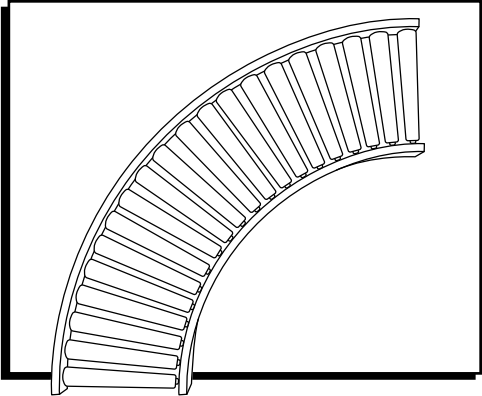


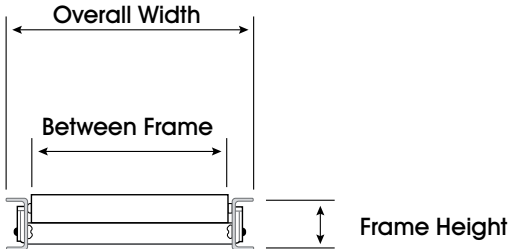
ULINE H-6382
90° CURVED GRAVITY
ROLLER CONVEYOR – 24"

1-800-295-5510
 uline.com

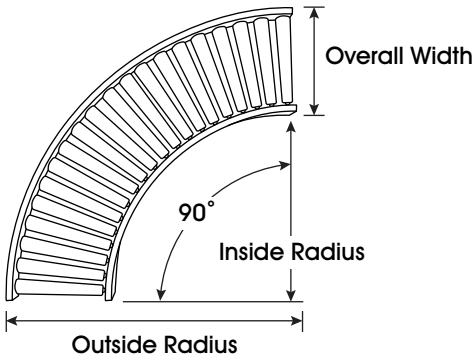


CONVEYOR

END VIEW



TOP VIEW

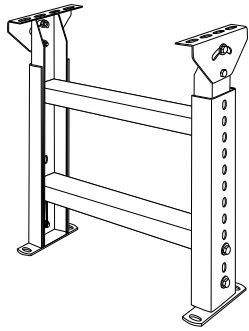


CONVEYOR SPECIFICATIONS

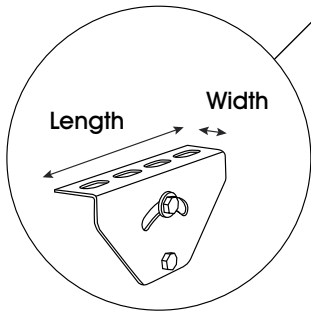
MODEL #	WIDTH		FRAME HEIGHT	INSIDE RADIUS	OUTSIDE RADIUS
	OVERALL WIDTH	BETWEEN FRAME			
H-6382	24"	21"	3.5"	32.5"	56.5"

SPECIFICATIONS CONTINUED

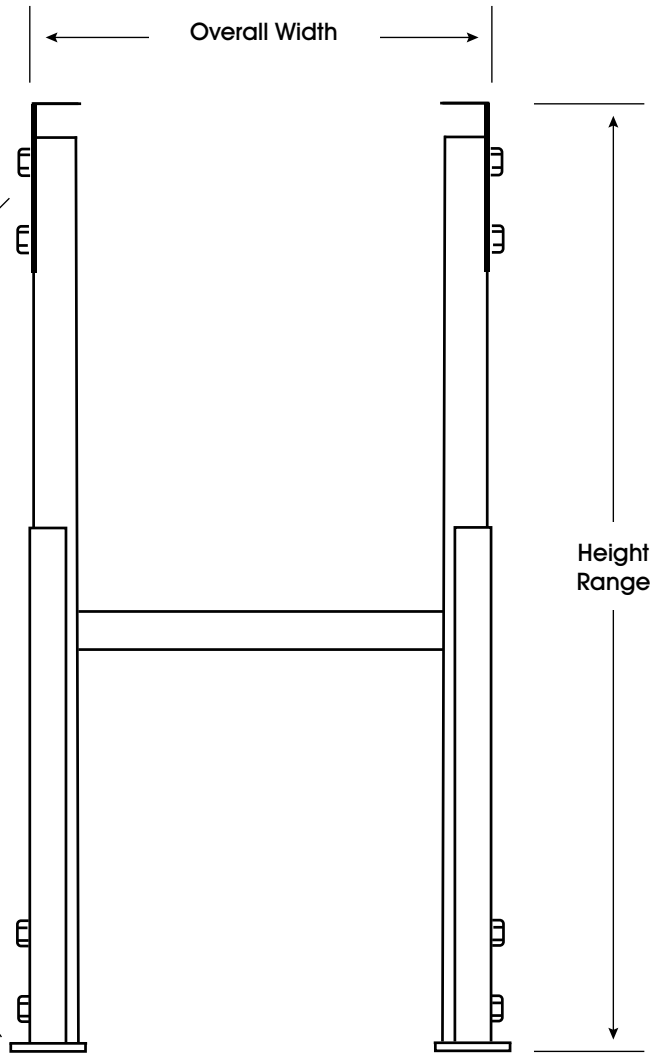
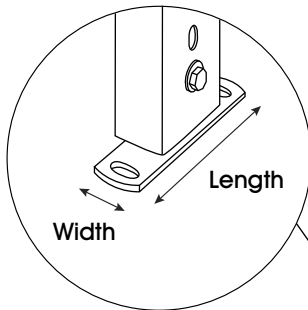
H-STAND



MOUNTING PLATE



FOOT



H-STAND SPECIFICATIONS

MODEL #	OVERALL WIDTH	HEIGHT RANGE	MOUNTING PLATE LENGTH	MOUNTING PLATE WIDTH	FOOT LENGTH	FOOT WIDTH
H-3414	24"	24-36"	8"	1.5"	6.25"	1.5"

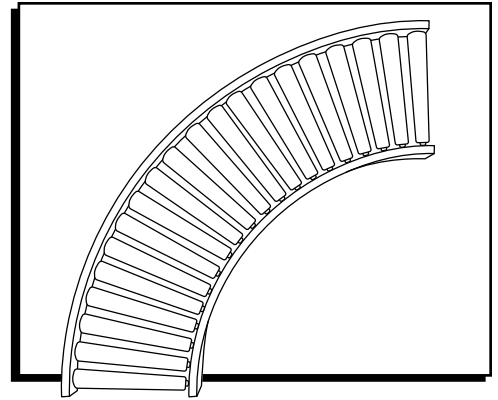
ULINE

1-800-295-5510
uline.com

ULINE H-6382

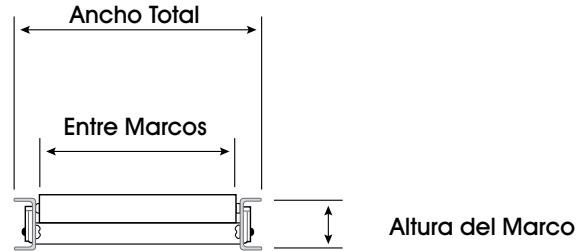
**BANDA TRANSPORTADORA
DE RODILLOS POR GRAVEDAD
CURVADA DE 90° – 24"**

800-295-5510
uline.mx

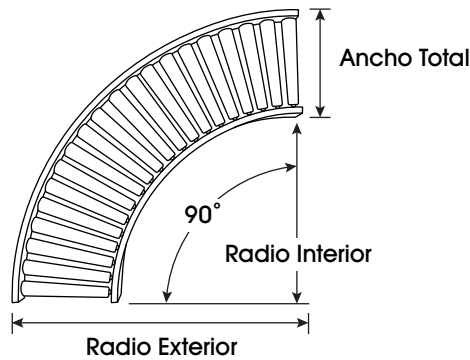


BANDA TRANSPORTADORA

VISTA DEL EXTREMO



VISTA SUPERIOR

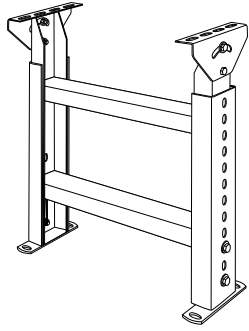


ESPECIFICACIONES DE LA BANDA TRANSPORTADORA

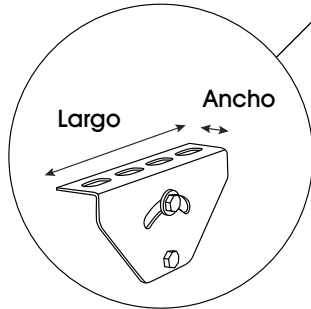
MODELO NO.	ANCHO		ALTURA DEL MARCO	RADIO INTERIOR	RADIO EXTERIOR
	ANCHO TOTAL	ENTRE MARCOS			
H-6382	61 cm (24")	53 cm (21")	9 cm (3.5")	83 cm (32.5")	144 cm (56.5")

CONTINUACIÓN DE ESPECIFICACIONES

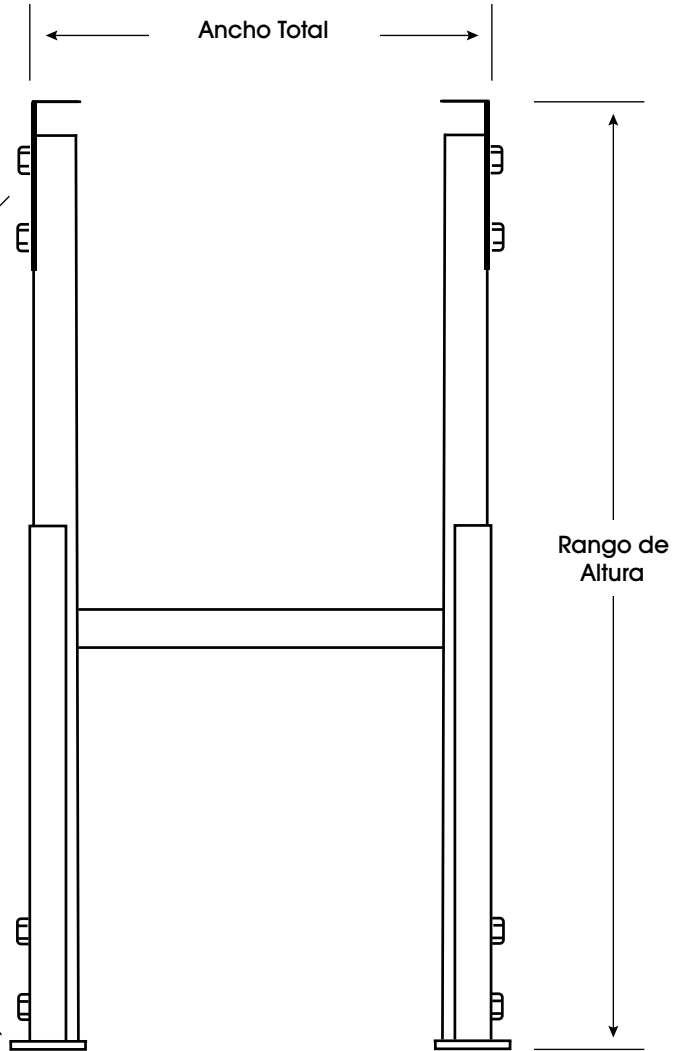
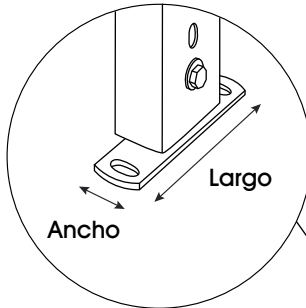
SOPORTE EN H



PLACA DE INSTALACIÓN



PATA



ESPECIFICACIONES DEL SOPORTE EN H

NO. DE MODELO	ANCHO TOTAL	RANGO DE ALTURA	LARGO DE LA PLACA DE INSTALACIÓN	ANCHO DE LA PLACA DE INSTALACIÓN	LARGO DE LA PATA	ANCHO DE LA PATA
H-3414	61 cm (24")	61-91 cm (24-36")	20 cm (8")	4 cm (1.5")	16 cm (6.25")	4 cm (1.5")

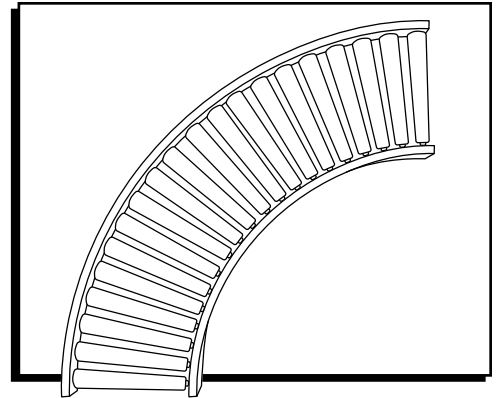
ULINE

800-295-5510
uline.mx

ULINE H-6382

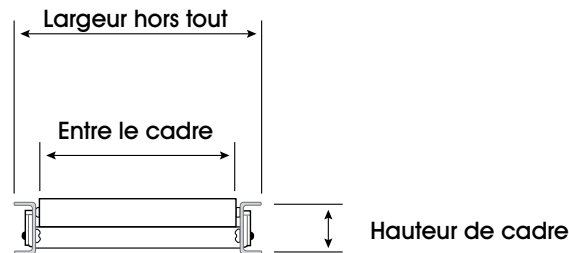
**CONVOYEUR À ROULEAUX
PAR GRAVITÉ – 24 po,
COURBÉ À 90°**

1-800-295-5510
uline.ca

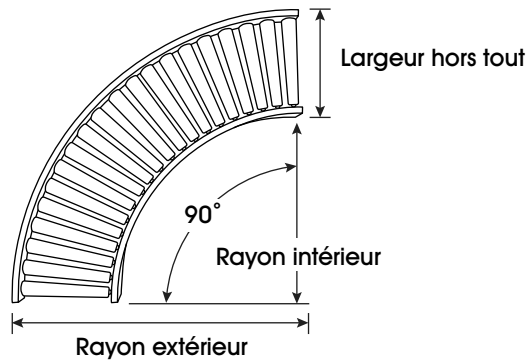


CONVOYEUR

VUE LATÉRALE



VUE DE DESSUS

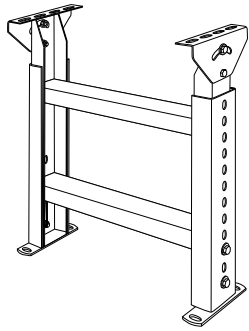


CARACTÉRISTIQUES DU CONVOYEUR

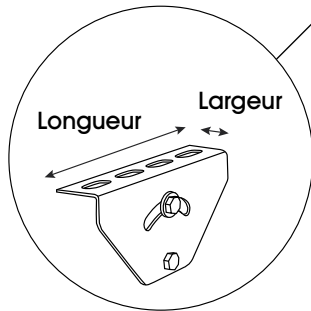
N° DE MODÈLE	LARGEUR		HAUTEUR DE CADRE	RAYON INTÉRIEUR	RAYON EXTÉRIEUR
	LARGEUR HORS TOUT	ENTRE LE CADRE			
H-6382	61 cm (24 po)	53 cm (21 po)	9 cm (3,5 po)	83 cm (32,5 po)	144 cm (56,5 po)

CARACTÉRISTIQUES SUITE

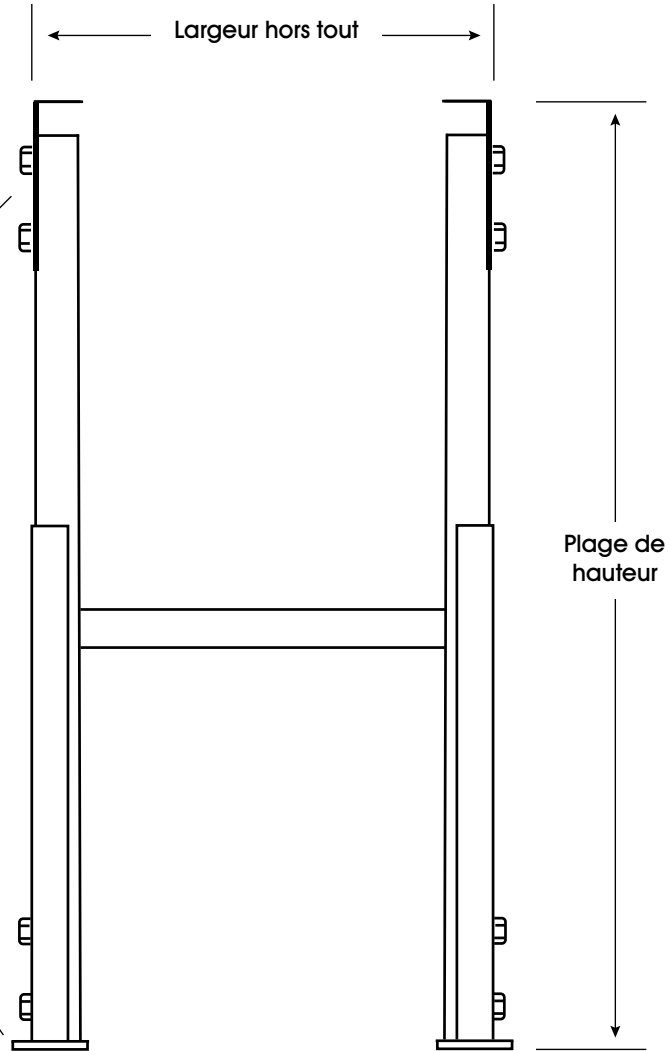
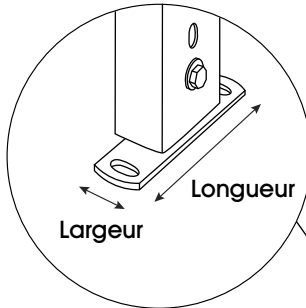
PIEDS DE SOUTIEN EN H



PLAQUE DE MONTAGE



PATTE



CARACTÉRISTIQUES DES PIEDS DE SOUTIEN EN H

N° DE MODÈLE	LARGEUR HORS TOUT	PLAGE DE HAUTEUR	LONGUEUR DE PLAQUE DE MONTAGE	LARGEUR DE PLAQUE DE MONTAGE	LONGUEUR DE PATTE	LARGEUR DE PATTE
H-3413	61 cm (24 po)	61 à 91 cm (24 à 36 po)	20 cm (8 po)	4 cm (1,5 po)	16 cm (6,25 po)	4 cm (1,5 po)

ULINE

1-800-295-5510
uline.ca