













SCALES GUIDE

COUNTING SCALES

						
		Uline Easy Count	Uline Economy	Uline Industrial	Uline Deluxe	Ohaus Ranger® Count 3000
Overview	Capacity	3,000 g, 6 - 60 lbs.	12 - 60 lbs.	6 - 65 lbs.	11 - 110 lbs.	30 - 60 lbs.
	Accuracy	.1 g, .0002 - .002 lb.	.0005 - .002 lb.	.0005 - .005 lb.	.0001 - .002 lb.	.001 - .002 lb.
	Weighing Units	LB, OZ, KG, G	LB, KG	LB, KG	LB, OZ, KG, G	LB, OZ, KG, G, LB:OZ
	Platform Size	11.5 x 9"	13 x 9.5"	11.5 x 8.5"	14.5 x 9.5"	11.8 x 8.9"
	Stores Number of Items	Does not store	Does not store	10	255	30
	Max Internal Counting Resolution	600,000	150,000	600,000	600,000	1,500,000
	NTEP Certified					✓
	Computer Connectivity				RS232	RS232
Application Modes	Weighing	✓	✓	✓	✓	✓
	Parts Counting	✓	✓	✓	✓	✓
	Check Weighing	✓		✓	✓	✓
	Check Counting		✓	✓	✓	✓
	Percent Weighing	✓				
	Accumulation	✓	✓	✓	✓	✓
Display	Number of Screens	1	3	3	1	3
	Type	LCD with white LED backlight	LCD with green LED backlight	LCD with green LED backlight	LCD with white LED backlight	LCD with multicolored LED backlight (Default: white)
Power	Battery Type/Life	6V/4Ah/ up to 70 hours	6V/4Ah/ up to 60 hours	6V/4Ah/ up to 70 hours	6V/4Ah/ up to 70 hours	6V/4.5Ah/ up to 210 hours
	Rechargeable Battery	✓	✓	✓	✓	✓
Features		<ul style="list-style-type: none"> Simple one-touch weight/count functions 	<ul style="list-style-type: none"> Automatic tare and zero tracking Auto shutoff 	<ul style="list-style-type: none"> Overload protection Auto shutoff 	<ul style="list-style-type: none"> Ultra-sensitive aluminum alloy load cell Auto shutoff 	<ul style="list-style-type: none"> Overload protection Integrated carrying handle

1-800-295-5510 uline.com

**SHIPPING AND
WEIGHING SCALES**

		 Uline Platform Dial	 Uline Utility	 Dymo® Postal	 Rubbermaid® Digital	 Mettler-Toledo™ Parcel
Overview	Capacity	70 - 100 lbs. / 45 kg	100 - 250 lbs.	25 lbs.	150 - 400 lbs.	150 lbs.
	Accuracy	4 oz. / 100 g	1 lb.	0.1 oz. - 2 g	0.2 - 0.5 lb.	0.05 lb.
	Weighing Units	LB, OZ, KG, G	LB	LB, OZ, KG, G	LB, KG	LB, KG
	Platform Size	10.25 x 10.25" - 13 x 13"	13 x 10.25"	8 x 8"	12 x 12.5"	12 x 14"
	Platform Material	Chrome	18-Gauge Steel	ABS (Plastic)	Nonslip Steel	Stainless Steel
	NTEP Certified					✓
	Computer Connectivity			USB		RS232 and USB
Application Modes	Weighing	✓	✓	✓	✓	✓
	Memory Lock		✓			
	Tare			✓	✓	✓
	Hold		✓	✓	✓	✓
	Count					✓
	Label Offset					✓
	Differential Weighing					✓
	Product Verification					✓
	Show Price					✓
Display	Type	Dial	Dial	LCD	LCD	LCD
Power	Battery Type	Mechanical	Mechanical	3 AAA Batteries (Not included)	9V Battery (Not included)	
	AC Adapter				✓	✓
	Other – USB			✓		
Features		• Plastic cover over face	• Nonslip platform	• Auto shutoff • Dymo Stamps software compatible	• Auto shutoff • 9 ft. indicator cord • Indicator can be wall mounted	• Optional Roller Ball Top accessory • UPS and FedEx® software compatible • GeoCal™ automatic calibration

1-800-295-5510 uline.com

PLATFORM SCALES










Overview	Capacity	150 - 330 lbs.	660 - 1,320 lbs.	150 - 660 lbs.	100 - 200 lbs.	100 - 200 lbs.	150 - 300 lbs.	100 - 500 lbs.	6 - 150 lbs.
	Accuracy	0.01 - 0.1 lb.	0.1 - 0.2 lb.	0.01 - 0.05 lb.	0.02 - 0.05 lb.	0.02 - 0.05 lb.	0.02 - 0.05 lb.	0.005 - 0.02 lb.	0.0001 - 0.002 lb.
	Weighing Units	LB, KG	LB, KG	LB, KG	LB, OZ, KG	LB, KG	LB, OZ, KG, G, LB:OZ	LB, OZ, KG, G, LB:OZ	LB, OZ, KG, G, LB:OZ
	Platform Size	14.5 x 20"	18 x 23"	18 x 23"	16 x 20"	16 x 20"	16 x 21"	18 x 18" - 24 x 24"	11 x 11" - 14.75 x 12.25"
	Platform Material	<ul style="list-style-type: none"> • 430 Stainless Steel Top • Aluminum Die Cast Box Base 	<ul style="list-style-type: none"> • 304 Stainless Steel Top • Aluminum Die Cast Base 	<ul style="list-style-type: none"> • 304 Stainless Steel Top • Aluminum Die Cast Base 	<ul style="list-style-type: none"> • 304 Stainless Steel Top • 304 Stainless Steel Base 	<ul style="list-style-type: none"> • 304 Stainless Steel Top • 304 Stainless Steel Base 	<ul style="list-style-type: none"> • 304 Stainless Steel Top • Powder-Coated Steel Base 	<ul style="list-style-type: none"> • 304 Stainless Steel Top • Powder-Coated Steel Base 	<ul style="list-style-type: none"> • 304 Stainless Steel Top • Aluminum Die Cast Base
	Overload Protection	150%	150%	150%	150%	150%	150%	150%	150%
	IP Rating			IP68	IP67	IP69			IP54
	NTEP Certified				✓		✓	✓	✓
	Computer Connectivity			RS232	RS232	RS232	RS232	RS232	RS232 and USB
Application Modes	Weighing	✓	✓	✓	✓	✓	✓	✓	with Statistics
	Counting	✓	✓	✓	✓	✓	✓	with Optimized APW	✓
	Check Weighing	✓	✓	✓	✓	✓	✓	✓	✓
	Dynamic Weighing				✓			✓	✓
	Percent Weighing							✓	✓
	Differential Weighing								✓
	Density Weighing								✓
	Weight Hold	✓	✓	✓		✓		✓	✓
	Totalization	✓	✓	✓	✓	✓	✓	✓	✓
	Filling							✓	✓
	Formulation								✓
	Sieve Analysis								✓

Continued on page 4




1-800-295-5510 **uline.com**

PLATFORM SCALES

Continued from page 3

									
		Uline Industrial	Uline Deluxe	Uline Premium	Uline Washdown	Uline Extreme Washdown	Ohaus Defender® 3000	Ohaus Defender® 5000	Ohaus Ranger® 7000
Display	Type	LCD with green LED backlight	LCD with green LED backlight	LCD with multicolored LED backlight (Default: white)	LCD with white LED backlight	LCD with multicolored LED backlight (Default: white)	LCD with multicolored LED backlight	LCD with white LED backlight	Graphic LCD
	Display Size	5 x 1.5"	5 x 1.5"	6.9 x 2.8"	6.5 x 2.5"	6.9 x 2.8"	6.375 x 2"	5 x 1.75"	4.3 x 2.75"
	Digit Height	1.1"	1.1"	2.2"	2"	2.2"	1.8"	0.75"	0.75"
	Indicator Material	Plastic (ABS)	Plastic (ABS)	304 Stainless Steel	304 Stainless Steel	304 Stainless Steel	Plastic (ABS)	Plastic (ABS)	Plastic (ABS)
Power	Battery Type/ Life	6V/4Ah Rechargeable Battery or 6 D Batteries (Not included)/up to 450 hours	6V/4Ah Rechargeable Battery/up to 140 hours	6V/4Ah Rechargeable Battery/up to 130 hours	6V/4Ah Rechargeable Battery/up to 70 hours	6V/4Ah Rechargeable Battery/up to 125 hours	6 C Batteries (Not included)/ up to 360 hours	Optional Rechargeable Battery/up to 21 hours	
	Rechargeable Battery	✓	✓	✓	✓	✓			
	AC Adapter	✓	✓	✓	✓	✓			
	Other – Power Cord						✓	✓	✓







**COMPACT
BENCH SCALES**

							
		Ohaus Compass™ CX	Uline Balance	Ohaus Scout® Balance	Ohaus Scout® Jewelry	Ohaus Adventurer® Balance	Ohaus Explorer®
Overview	Capacity	220 - 5,200 g	220 - 2,200 g	120 - 8,200 g	620 - 1,500 g	420 - 8,200 g	220 - 6,200 g
	Accuracy	0.1 - 1 g	0.01 - 0.1 g	0.001 - 1 g	0.01 g	0.001 - 0.1 g	0.0001 - 0.01 g
	Weighing Units	G, OZ, N	G, OZ, OZT, DWT, N, CT, GRN, LB, KG	G, OZ, OZT, DWT, N, CT, GRN, LB, LB:OZ, KG	G, KG, CT, OZ, OZT, DWT, LB, GRN	G, KG, OZ, LB, OZT, DWT, MG	G, KG, OZ, LB, DWT, CT
	Platform Size	5 x 5.5" Square	5.7" Round 7.5 x 5.7" Square	3.7" Round 4.7" Round 6.7 x 5.5" Square	4.7" Round 6.7 x 5.5" Square	5.1" Round 7.7 x 7" Square	3.5" Round 7.5 x 8" Square
	Platform Material	Stainless Steel	Stainless Steel	Stainless Steel	Stainless Steel	Stainless Steel	Stainless Steel
	NTEP Certified				✓		
	Computer Connectivity					USB RS232	USB RS232
Application Modes	Weighing	✓	✓	✓	✓	✓	✓
	Hold	✓		✓	✓	✓	✓
	Check Weighing		✓	✓	✓	✓	✓
	Dynamic Weighing					✓	✓
	Parts Counting		✓	✓	✓	✓	✓
	Percent Weighing			✓	✓	✓	✓
	Totalization			✓	✓	✓	✓
	Filling						✓
	Formulation					✓	✓
	Differential Weighing						✓
	Density Determination				✓	✓	✓
	Ingredient Costing						✓
	Pipette Adjustment						✓
	SQC (Statistical Quality Control)						✓

Continued on page 6

**COMPACT
BENCH SCALES**

Continued from page 5

							
		Ohaus Compass™ CX	Uline Balance	Ohaus Scout® Balance	Ohaus Scout® Jewelry	Ohaus Adventurer® Balance	Ohaus Explorer®
Display	Type	Backlit LCD	Backlit LCD	Backlit LCD	Backlit LCD	Full-color LCD	Full-color LED
	Touchscreen					✓	✓
	Number of Digits	4	6	6	6	6	6 - 7
Power	Battery Type/Life	3 AA Batteries (Included)/ up to 1,000 hours	4 C Batteries (Not included)/ up to 270 hours	4 AA Batteries (Not included)/ up to 80-120 hours depending on model	4 AA Batteries (Not included)/ up to 80 hours		
	AC Adapter		✓	✓	✓	✓	✓
Features		<ul style="list-style-type: none"> • Two buttons • Auto shutoff 	<ul style="list-style-type: none"> • Auto shutoff • Weigh below hook 	<ul style="list-style-type: none"> • Auto shutoff • Weigh below hook • H-9596 and H-7293 – Include draftshield 	<ul style="list-style-type: none"> • Auto shutoff • Weigh below hook 	<ul style="list-style-type: none"> • H-5276 – Includes draftshield • Weigh below hook 	<ul style="list-style-type: none"> • H-4737 – Includes draftshield • Automatic calibration • Display can be removed from base

**LOW PROFILE
FLOOR SCALES**


Portable



Standard



All-Weather



Stainless Steel

Overview	Capacity	2,000 lbs.	2,500 - 20,000 lbs.	5,000 - 10,000 lbs.	5,000 - 10,000 lbs.
	Accuracy	0.5 lb.	0.5 - 5 lbs.	1 - 2 lbs.	1 - 2 lbs.
	Weighing Units	LB, KG	LB, KG	LB, KG	LB, KG
	Platform Size (Range)	27 x 27" - 36 x 36"	2 x 2' - 5 x 7'	3 x 3' - 5 x 5'	3 x 3' - 4 x 4'
	Food Grade				✓
	Ramp	Built-in	Sold Separately	Sold Separately	Sold Separately
	Portability	✓			
	IP Rating	IP65	IP65	IP67	IP67
	NTEP Certified		✓	✓	✓
	Computer Connectivity	RS232	RS232	RS232, but requires hardwiring	RS232, but requires hardwiring
Application Modes	Weighing	✓	✓	✓	✓
	Counting	✓	✓	✓	✓
	Hold	✓	✓	✓	✓
	Accumulation		✓	✓	✓
Display	Type	LED	LED	LCD	LED
	Digit Height	1"	0.75"	0.75"	0.75"
Power	Rechargeable Battery	✓		✓	
	AC Adapter	✓	✓	✓	✓
Shipping		In Stock	Drop Ship	Drop Ship	Drop Ship

 1-800-295-5510 uline.com

FOOD SCALES


Uline Standard



Uline Deluxe



Uline Washdown Food


 Ohaus Valor®
3000 Xtreme

Overview	Capacity	11 lbs.	15 lbs.	12 - 30 lbs.	3,000 - 6,000 g
	Accuracy	0.1 oz.	0.05 oz.	0.002 - 0.005 lb.	0.5 - 1 g
	Weighing Units	OZ, LB:OZ, G	OZ, FL OZ, LB:OZ, G, ML	LB, OZ, KG, G	G, KG, OZ, LB, LB:OZ
	Platform Size	5.5" Round	5.5 x 5.5"	7.5 x 9"	6 x 6"
	Platform Material	ABS (Plastic)	Stainless Steel	Stainless Steel	Stainless Steel
	IP Rating			IP68	IP65
	NTEP Certified			✓	✓
	NSF Certified			✓	✓
Application Modes	Weighing	✓	✓	✓	✓
	Tare	✓	✓	✓	✓
	Hold		✓	✓	
	Counting			✓	
	Check Weighing			✓	
	Percent Weighing				✓
	Specific Gravity				✓
	Fluid Ounce		✓		✓
Display	Type	LCD	Backlit LCD	LCD with white LED backlight	Backlit LCD
Power	Battery Type/Life	2 AA Batteries (Included)/ up to 50 hours	3 AAA Batteries (Included)/ up to 20 hours	4 D Batteries (Not included)/ up to 5,600 hours	4 C Batteries (Not included)/ up to 120 hours
	AC Adapter				✓
Features		<ul style="list-style-type: none"> • Auto shutoff • Low battery symbol 	<ul style="list-style-type: none"> • Auto shutoff • Low battery symbol • Removable platform 	<ul style="list-style-type: none"> • Auto shutoff • Removable platform 	<ul style="list-style-type: none"> • Auto shutoff • 10 times capacity overload protection