

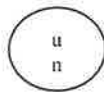
DOT/UNITED NATIONS
Performance Oriented Packaging Certification

PriorityPlastics

3H1 PERIODIC RETEST

7943 7 Gallon Rectangle 70mm
22 MM Vent Hole- Group II
8229-202-060-060 & 6043-000-070

2025-32



3H1/Y1.8/150/**
USA /M5105

****Insert year the packaging is manufactured**

TESTING PERFORMED FOR:

PRIORITY PLASTICS, INC.

500 Industrial Park Rd.
Portland, IN 47371

And

PRIORITY PLASTICS, INC.

704 Pinder Avenue
Grinnell, IA 50112

TESTING PERFORMED BY:

Priority Plastics, Inc.

500 Industrial Park Rd.
Portland, IN 47371

Phone: (260) 726-7000

Fax: (260) 726-8111

Certification Date: 6/13/2025

Re-Certification Date: 6/13/2026

TABLE OF CONTENTS

Section I: CERTIFICATION.....	3
Section II: PACKAGING DESCRIPTION / COMPONENTS.....	4
Section III: TEST PROCEDURES AND RESULTS.....	7
DROP TESTS.....	7
LEAKPROOFNESS TEST.....	8
HYDROSTATIC PRESSURE TEST.....	9
DYNAMIC COMPRESSION TEST	10
REGULATORY AND INDUSTRY STANDARD REFERENCES.....	12
Section IV: MATHEMATICAL CALCULATIONS.....	13
Section V: INDIVIDUAL LOAD VS. DEFLECTION GRAPHS AND DATA.....	15

SECTION I: Certification

Periodic Retest 7 Gallon Rectangle HDPE Packaging

Priority Plastics, Inc. certifies that the packaging referenced above has passed the standards of the DEPARTMENT OF TRANSPORTATION'S TITLE 49 CFR; Performance Oriented Packaging Standards, Section 178. It is the responsibility of the end user to determine authorization for use under these regulations. The use of other packaging methods or components other than those documented in this report may render this certification invalid.

SUMMARY OF PERFORMANCE TESTS					
UN/DOT TEST	CFR REFERENCE	TEST LEVEL	TEST CONTENTS	TEST COMPLETED	TEST RESULTS
Drop	178.603	1.8 m	Windshield Fluid/Antifreeze Coolant 50/50 Diluted (WW?A)	June 13, 2025	PASS
Leakproofness	178.604	20 kPa – 5 Min. 3 PSI	Empty	June 12, 2025	PASS
Hydrostatic	178.605	150 kPa – 30 Min.	Water	June 12, 2025	PASS
Dynamic Compression	178.606	394.69 Kg. (870.14 Lbs.)	Empty	June 13, 2025	PASS
TEST REPORT NUMBERS: 2020-16, 2021-43, 2022-33, 2023-23, 2024-25, 2025-32					
UN MARKING: (CFR 49 – 178.503)			<div><div>u n</div></div>	3H1/Y1.8/150/** USA /M5105	
PACKAGING IDENTIFICATION CODE:			3H1 (178.509)		
PERFORMANCE STANDARD:			Y (Packaging meets Packing Group II test)		
MAXIMUM PRODUCT SPECIFIC GRAVITY:			1.8		
INTERNAL TEST PRESSURE:			150 kPa		
YEAR OF MANUFACTURE:			**Insert year the packaging is manufactured		
STATE AUTHORIZING THE MARK:			USA		
PACKAGING CERTIFICATION AGENCY:			(M5105) Priority Plastics, Inc.		
PACKAGE IDENTIFICATION:			M5105 (Portland), M6167 (Grinnell)		
PERIODIC RETEST DATE:			June 13, 2026		

In the event of future changes to the above referenced test standard, it is the responsibility of Priority Plastics to determine whether additional testing or updating of past testing is necessary to verify that the packaging tested remains in compliance with those standards.

MANUFACTURER:

Priority Plastics, Inc.
 500 Industrial Park Road
 Portland, IN 47371



Michelle Hill
 Quality Specialist
 Priority Plastics, Inc.
 500 Industrial Park Rd
 Portland, IN 47371

SECTION II: PACKAGING DESCRIPTION / COMPONENT DRAWINGS

7 Gallon Rectangle, 70MM, 22MM Vent, , HDPE Packaging



Certification Type: Periodic Retest

Packaging Code Designation: 3H1

Packing Group: II

Specific Gravity: 1.8

Hydrostatic Pressure: 150 kPa

TEST SAMPLE PREPARATION
 (Refer to Section IV)

Overall Package Tare Weight: 1.468 Kg

Fill Capacity (98% Overflow):

- Windshield Washer/Antifreeze 28.140 Kg
- Water 28.954 Kg

Package Test Weight:

- WW/A: 29.609 Kg
- Water 30.423 Kg

Calculated Package Gross Mass: 53.59 Kg (118.14 Lbs.)

CLOSING METHODS

Application Torque for 70mm Cap: 175 & 185 In-Lbs.

Application Torque for 22mm Cap: 25 & 30 In-Lbs

Equipment for 70mm Cap: GP-052 & V-GP-081 A

Equipment for 22mm Cap: GP 055 A & 056 A and
 V-GP-171 A

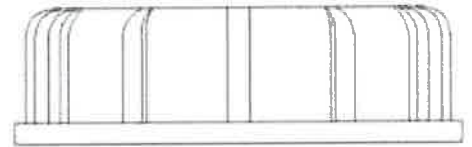
COMPONENT INFORMATION

CLOSURE (8229-202-060)

Manufacturer: Miami Valley Plastics, Eldorado, OH

Description: 70MM Cap – Polypropylene – W / ¼ NPT & Square Gasket

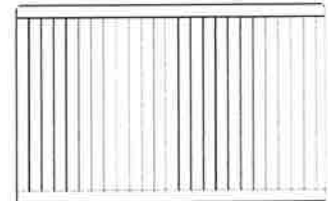
Priority Item Number:	8229-202-060
Tare Weight:	40.66 Grams
Closure Overall Dimensions:	
• Height	0.967"
• Diameter	3.228"
Finish Dimensions:	
• T	2.775"
• E	2.604"
• Thread Pitch	8 Threads per inch
Markings (QC Audit):	No Markings12 Ribs around the outside
Liner/Gasket	EPDM Gasket
Identification:	None
Wall Thickness:	0.170"
Height Thickness:	0.225"
Diameter:	2.595"





CLOSURE 6043-000-070

Drawing

Manufacturer: Berry Plastics	
Description:	22/410 Fine Rib Serrated Closure-Lined
Material:	Polypropylene
Tare Weight:	2.24 Grams
Overall Dimensions:	
• Height	0.665"
• Diameter	1.005"
Thread Dimensions:	
• T	0.874"
• E	0.785"
Liner:	
Description:	Foam Liner



TIGHT HEAD PLASTIC JERRICAN (7943)				
Manufacturer: Priority Plastics, Portland, IN				
Description: 20 Liter Rectangle with Integrated Handle 70MM and 22MM Vent Hole				
Material /Pigment: High Density Polyethylene /Natural				
Method of Manufacturer:		Blow Molded		
Tare Weight:		1.426 Kg		
Capacity:				
• Rated:		7 Gallons		
• Overflow:		29.545 Kg (7.804 Gallons)		
Overall Dimensions:				
• Height:		19.939"		
• Length:		11.11"		
• Width:		10.23"		
Finish Dimensions:				
• 70 mm T		2.740"		
• 70 mm E		2.557"		
• 70 mm Neck Height				
Wall Thickness:		Body	Top Head	Btm Head
• Minimum		0.044"	0.038"	0.045"
•		Body	Top Head	Btm Head
• Minimum From Design Qualification Report 2020-16		0.044"	0.038"	0.040"
• Material:		High Density Polyethene		
Markings (QC Audit)		<div><div><div>u</div><div>n</div></div><div>3H1/Y1.8/150/25/ USA/M5105 "2" HDPE Recycling Symbol, PRIORITYPLASTICS.COM, Month Clock, 5</div></div>		






SECTION III: TEST PROCEDURES AND RESULTS


DROP TESTS

TEST INFORMATION	TEST CRITERIA
TEST CONTENTS: Windshield Washer/Antifreeze(0.983SG) SAMPLE PREPARATION: REFER TO Section II CONDITIONING: -18°C (0°F), Chamber # TEST CONTENTS TEMP.: -21.5°C (-6.7°F) DROP HEIGHT: 1.83 Meters (72") (Refer to Section IV) TEST EQUIPMENT: L.A.B. Accu drop 160	<ul style="list-style-type: none"> For packaging containing liquid, each packaging does not leak when equilibrium has been reached between the internal and external pressures. Any discharge from a closure is slight and ceases immediately after impact with no further leakage. (§ 178.603)

DIAGONAL TOP CHIME DROP TEST SET-UP AND RESULTS


	Sample #	Results	Comments / Observations
	13	PASS	No leakage or Breakage
	14	PASS	No leakage or Breakage
	15	PASS	No leakage or Breakage

BOTTOM DIAGONAL CHIME DROP TEST SET-UP AND RESULTS

	Sample #	Results	Comments / Observations
	18	PASS	No leakage or Breakage
	19	PASS	No leakage or Breakage
	20	PASS	No leakage or Breakage

LEAKPROOFNESS TESTS


TEST INFORMATION		TEST CRITERIA
TEST CONTENTS:	Empty	<ul style="list-style-type: none"> A packaging passes the test if there is no leakage of air from the packaging. (§ 178.604)
CLOSURE APPLICAATION:	Refer to Section II	
CONDITIONING:	Ambient	
TEST PRESSURE:	20.7 kPa (3 PSI)	
TEST DURATION:	5 Minutes	
AREA OF PRESSURIZATION:	Through the Sidewall	
TEST EQUIPMENT:	Regulated Air Source Pressure Monitoring Gauge	

LEAKPROOFNESS TEST SET-UP & RESULTS			
	Sample #	Results	Comments / Observations
	7	PASS	All three samples maintained the 20.7 kPa test pressure for 5 minutes without leakage.
	8	PASS	
	9	PASS	

HYDROSTATIC PRESSURE TEST

TEST INFORMATION		TEST CRITERIA
TEST CONTENTS:	Water	<ul style="list-style-type: none"> For each test sample, there is no leakage of liquid from the package. (§ 178.604)
FILL CAPACITY:	Maximum Capacity	
CLOSURE APPLICATION:	Refer to Section II	
CONDITIONING:	Ambient	
TEST PRESSURE:	150 kPa (21.76 psi)	
TEST DURATION:	30 Minutes	
AREA OF PRESSURATION:	Through the Sidewall	
TEST EQUIPMENT:	Regulated Water Source Pressure Monitoring Gauge	


HYDROSTATIC PRESSURE TEST SET-UP & RESULTS

	Sample #	Results	Comments / Observations
	10	PASS	All three samples maintained the 150 kPa test pressure for 30 minutes without leakage.
	11	PASS	
	12	PASS	

DYNAMIC COMPRESSION TEST RESULTS

TEST INFORMATION		TEST CRITERIA
TEST CONTENTS:	Empty and Without Closure	<ul style="list-style-type: none"> After application of the required load, there can be no buckling of the sidewalls sufficient to cause damage to its expected contents. In no case may the maximum deflection exceed one inch. (§ 178.606)
SAMPLE PREPARATION:	Refer to Section II	
CONDITIONING:	Ambient	
PRE-LOAD APPLIED:	50 Lbs.	
MINIMUM TEST LOAD REQUIRED:	394.69 Kg (870.14 Lbs.) (Refer to Section IV.)	
TEST EQUIPMENT:	TLS(Tech Lab Systems)	

DYNAMIC COMPRESSION TEST SET-UP & RESULTS

	Sample #	Load	Deflection	Results
	1	870.14 Lbs.	0.963"	Passed
	2	870.14 Lbs.	0.946"	Passed
	2	870.14 Lbs.	0.916"	Passed

NOTE: After meeting the minimum to load requirement of 178.606 ©(2)(ii), each container was taken to failure. Refer to Section VI for the Load vs Deflection Graphs and the maximum compression strength of each test sample.

REPETITIVE SHOCK VIBRATION TESTS

TEST INFORMATION		TEST CRITERIA
TEST CONTENTS:	Water	Immediately following the period of vibration, each package must be removed from the platform, turned on its side, and observed for any evidence of leakage. <ul style="list-style-type: none"> • A package passes the vibration test if there is no rupture or leakage from any of the packages. • No test sample should show any deterioration which could adversely affect transportation safety or any distortion liable to reduce packaging strength. (§ 178.608)
SAMPLE PREPARATION:	Refer to Section II	
CONDITIONING:	Ambient	
TABLE DISPLACEMENT:	1"	
TEST FREQUENCY:	4.0 Hz	
TEST DURATION:	1 Hour	
TEST EQUIPMENT:	Vertical motion using Vibration Tester	

REGULATORY AND INDUSTRY STANDARD REFERENCES

REGULATORY REFERENCES	
TEST	49 CFR 2020 EDITION
Drop:	178.603
Leakproofness:	178.604
Hydrostatic Pressure:	178.605
Stack:	178.606
Vibration:	178.608

1. United States Department of Transportation Code of Federal Regulations (CFR) Title 49, Transportation, Parts 100-185

SECTION IV: MATHEMATICAL CALCULATIONS

INFORMATION USED FOR CALCULATIONS

Overall Packaged Tare Weight (PTW):	1.468 Kg	<u>WW/A SG</u>
Overflow Capacity (OFC) :		<u>SG: 0.983</u>
Windshield Washer/Antifreeze	28.715 Kg	
Water	29.545 Kg	7.804 Gallons (GAL)
Packing Group:	II	
Product Specific Gravity (PSG):	1.8	
Packing Group Multiplication Factor (MF):	1.00	
Nesting Height of one Package (NH):	19.97 Inches	
Stack Test # of Samples Tested Simultaneously:	0	

98% OF OVERFLOW

Overflow Capacity (OFC) x 98%

<u>OC</u>	x	<u>98%</u>		
28.715	x	98% =	28.140 Kg	WW/A
29.545	x	98% =	28.954 Kg	Water

PACKAGED TEST WEIGHT

Overall Pkg Tare Weight (PTW) + 98% Overflow Capacity (OFC)

<u>PTW</u>	+	<u>98% OFC =</u>		
1.468	+	28.140	29.609 Kg	65.276 Lbs. WW/A
1.468	+	28.954	30.423 Kg	67.071 Lbs. Water

CALCULATED PACKAGE GROSS MASS (CPGM)

Overall Pkg Tare Weight)PTW + (Product SG(PSG) x 98%Overflow (OFC)

<u>PTW</u>	+	<u>(PSG</u>	x	<u>98%OFC)</u>	
1.468	+	1.8	x	28.954	
		53.59 Kg		118.14 Lbs.	

DROP HEIGHT CALCULATION (FOR SPECIFIC GRAVITIES EXCEEDING 1.2)					
Product Specific Gravity (PSG) x Packing Group Multiplication Factor (MF)					
<u>PSG</u>	x	<u>MF</u>		<u>Packing Group: II</u>	
1.8	x	1.00		<u>Required Drop Height</u>	<u>Actual Drop Height</u>
		1.80	Meter	70.9 Inches	72 Inches

STACKING TEST MINIMUM LOAD CALCULATIONS					
Number of Packages in a 3m High Stack (118/Nesting Height (NH))-1					
118.11/Nesting Height of one Pkg (NH) - 1					
<u>(118.11</u>	/	<u>NH)</u>	-	<u>1</u>	=
118.11	/	19.97	-	1	=
					<u>n</u>
					4.91
Stack Test Load Calculation (Individual Package)					
Calculated Pkg Gross Mass (CPGM) x # of Pkg in a 3m High Stack (#3mHS)					
<u>CPGM</u>	x	<u>#3Mhs</u>			
53.59	x	4.91			
		263.13	Kg	580.10	Lbs.

DYNAMIC COMPRESSION TEST LOAD CALCULATIONS

Dynamic Compression Test Load Calculation

Where

A = Applied Load in Lbs.

n = Minimum number of containers that, when stacked reach a height of 3m (120 inches)
 (See Calculation Below)

s = Product Specific Gravity---(PSG)

w = Overall package tare weight (Lbs.)

v = Maximum Container Capacity (Gal.)

8.3 = Weight in pounds of 1 gallon of water

1.5 = Compensation factor that converts the static load of the stacking test into a load suitable for Dynamic Compression Testing

$$\frac{A}{857.42} = \frac{n \times (w + (s \times v \times 8.3 \times 0.98)) \times 1.5}{4.91 \times 3.238 \times 1.8 \times 7.804 \times 8.3 \times .98 \times 1.5}$$

388.92 Kg

857.42 Lbs.

Minimum Required Top Load Used in Design Qualification Testing x 1.5 Compensation Factor*




Top Load used in Design Qualification Testing: 263.13 Kg x 1.5 = 394.69 Kg 870.14 Lbs.
 Minimum Required Top Load

N = Number of Packages in a 3m High Stack (118/Nesting Height (NH))-1

118.11/Nesting Height of one Pkg (NH)-1

$$\frac{(118.11}{118.11} / \frac{NH}{19.97} - \frac{1}{1} = \frac{n}{4.91}$$

SECTION V: INDIVIDUAL LOAD VS. DEFLECTION GRAPHS AND DATA

DEFLECTION GRAPH – SAMPLE # 1	DEFLECTION GRAPH – SAMPLE # 2		
			
DEFLECTION GRAPH – SAMPLE # 3	MAXIMUM LOAD VS. DEFLECTION		
	Sample #	Maximum Load – Lbs.	Deflection – Inch
	1	1022.39 Lbs.	1.00"
	2	1028.73 Lbs.	1.00"
	3	1033.80 Lbs.	1.00"

Closing Instructions

Corporate Office
500 Industrial Park Dr.
Portland IN 47371
Tel 260.726.7000 Fax 260.726.8111

Date Created: May 23, 2019
Updated to New Format: August 16, 2019

Closing Instructions for 7 Gallon – 70MM 8TPI, 22MM

Caps that this closing instruction includes are:

Priority Plastics 70mm caps manufactured by Miami Valley Plastics are: 8229-202-060 (70mm Cap W/EPDM Gasket

Cap: Amcor Rigid Plastics USA, Inc: Priority item number 6043-000-060 with F-217 Liner. 22mm Cap: Amcor Rigid Plastics USA,



Step 1. Ensure the gasket is in the 70mm closure.



Step 2. Turn the 70mm cap to get started over the threads of the 70mm neck.



Step 3. Place an overcap fixture over the 70mm cap.



Step 4. Torque the cap to 175 - 185 in-lbs.



Step 5. Ensure the gasket is in the 22 mm closure. Note: If using Induction Seal 22MM cap, ensure the foil liner is induction sealed on the 22mm vent.



Step 6. Place an overcap fixture over the 22 mm cap.



Step 7. Torque the cap to 25-30 in-lbs.

NOTE: Priority Plastics, Inc. certifies that these containers have been manufactured and certified in accordance with Performance Requirements of Part 178 Subpart M of title 49CFR. The chemical filler and the shipper may rely upon the marking as certification that the package meets the applicable UN performance standards. The shipper is responsible for ensuring the product is authorized in the package and must consult and General Shipper Requirements, including modal requirements. To meet UN standards, the package must be properly closed for shipment. Failure to follow the closure instructions or substitution of packaging components other than those identified in the closure instructions will render the UN Certification invalid.